



**Datenblatt - Fiche technique - Data sheet**

**12.99.3151**

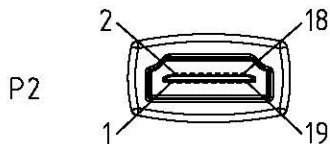
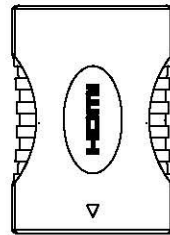
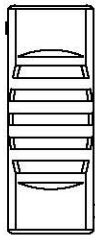
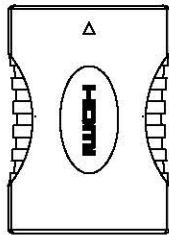
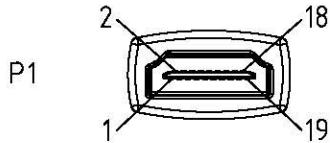


**VALUE HDMI Kupplung Buchse – Buchse,**

**VALUE Adaptateur HDMI, HDMI F – HDMI F,**

**VALUE Adapter, HDMI F – HDMI F,**

**HDMA A Female**  
**INS: black**



**HDMI A Female**  
**INS: black**

PIN OUT	
HDMI19F	HDMI19F
1	1
3	3
2	2
4	4
6	6
5	5
7	7
9	9
8	8
10	10
12	12
11	11
13	13
14	14
15	15
16	16
17	17
18	18
19	19
shell	shell

**NOTE:**

**1.CONNECTOR:**

P1&P2:HDMI A TYPE FEMALE CONTACT:3u";SHELL:GOLD PLATED

2.HOOD:P1&P2 MOLDED TYPE,PVC 45P,COLOR:BLACK

3.COPPER FOIL 360° SOLDER TO CONNECTOR SHELL

**4.ELECTRICLE TEST:**

- <1>100% OPEN SHORT & MIS WIRE TEST
- <2>CONTACT RESISTANCE 3 Ohms MAX .
- <3>INSULATION RESISTANCE 10M Ohms MIN .

Tolerance	Inch	M/M
.X	.015	.30
.XX	.010	.10
.XXX	.005	.05
Draw		
Chek		
Engr		

**ro-tronic**

**Item no.**

**12.99.3151**

**Description**

**VALUE Adapter  
HDMI A F/F, black**

Scale

NONE

Units

m/m

Third Angle

Projection

Dwg No.

C120-0030

REV: A

Sheet 1