


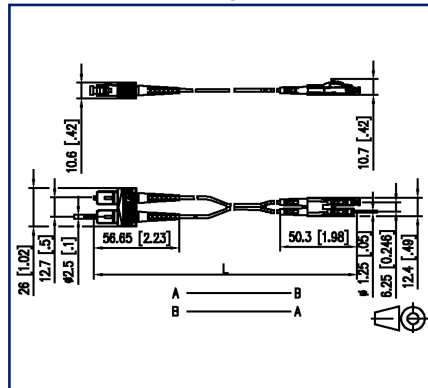
Data sheet

OpDAT patch cord SC-D APC/LC-D APC OS2

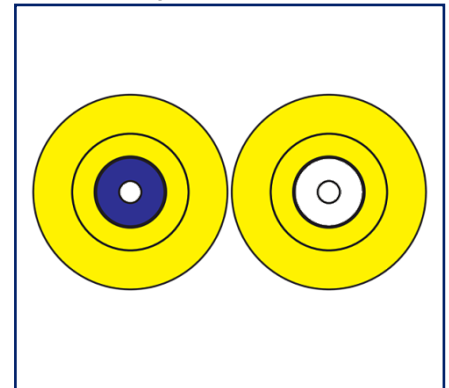
Illustrations



Dimensional drawing



Principle diagram



See enlarged drawings at the end of document

Product specification

- single mode patch cord I-V(ZN)H E9/125 OS2
 - single mode fiber OS2, E9/125 μm , bend insensitive according to IEC 60793-2-50 type B6_a and B6_b and G.657.A2 and B2, compatible to G.652.D
 - outer diameter 2.0 x 4.2 mm
 - halogen-free LSHF-FR sheath with low smoke development, flame retardant
 - duplex cord as zip-cord (figure 8) with two tight buffered fibers and aramide strain relief
 - 100 % tested
 - maximum length: 20 m
-
- all available variants can be created with the cable configurator



P | Cabling

Data sheet

Page 2/5

OpDAT patch cord SC-D APC/LC-D APC OS2

P/N
151P1EAJAXXE

2023/06/06

Version: L

Technical Data

General Data

Fields of application	office areas data center
Mechanical measurement according to MICE	M1
Ingress measurement according to MICE	I1
Climatic measurement according to MICE	C1
Electromagnetic measurement according to MICE	E3
Design	patch cord
Transmission technology	Fiber optic
Wiring	crossed
Color	yellow
Dimensions	
Dimension - Interface 1 (L x W x H)	56.65 mm x 26 mm x 10.6 mm
Dimension - Interface 1 (L x W x H)	2.23 in. x 1.024 in. x 0.417 in.
Dimension - Interface 2 (L x W x H)	50.3 mm x 12.4 mm x 10.7 mm
Dimension - Interface 2 (L x W x H)	1.98 in. x 0.488 in. x 0.421 in.
Mode type of the fiber	Singlemode
Fiber class	OS2
Cable Type	Duplex cable
Number of cables/ buffered fibers	2
Shape	APC (Angled Physical Contact)
Fiber construction	9/125 µm
Weight	8 kg/km

Connections/interfaces

Connector technology interface 1	SC-D APC
Connector technology interface 2	LC-D APC

Optical characteristics

Insertion loss	max. 0,3 dB
Return loss	min. 65 dB

P | Cabling

Data sheet

Page 3/5

OpDAT patch cord SC-D APC/LC-D APC OS2

P/N
151P1EAJAXXE

2023/06/06

Version: L

Technical Data

Mechanical data

strain relief	aramide fibres
Maximum installation load	15 mm
Maximum installation load	0.591 in.

Materials and material properties

Bend insensitivity	yes
Flame retardancy	yes
Halogen free	yes
RoHS	compliant

Environmental conditions

Temperature (min. - max.)	
Temperature - Storage °C	-10 °C - 60 °C
Temperature - Storage °F	14 °F - 140 °F
Temperature - Operating °C	-10 °C - 60 °C
Temperature - Operating °F	14 °F - 140 °F
Temperature - Installation °C	-10 °C - 60 °C
Temperature - Installation °F	14 °F - 140 °F

Standards/Regulations

Generic cabling systems	
General requirements	ISO/IEC 11801
Fibre optic connector interfaces	IEC 61754-4 / IEC 61754-20
Optical fibers: Indoor optical cables	
Sectional specification for class B single-mode fibres	ISO/IEC 60793-2-50 type B6_a/B6_b
Optical fibers - Interconnecting devices and passive components - basic test and measuring methods	
Fibre optic interconnecting devices and passive components	IEC 61300-3-4 IEC 61300-3-6
Test on gases evolved during combustion of materials from cables	
Determination of acidity (by measuring the pH value) and conductivity	IEC 60754-2



P | Cabling

Data sheet

Page 4/5

OpDAT patch cord SC-D APC/LC-D APC OS2

P/N
151P1EAJAXXE

2023/06/06

Version: L

Technical Data

Standards/Regulations

Tests on electric and optical fibre cables under fire conditions

Test for vertical flame propagation for a single insulated wire or cable	IEC 60332-1
Test for vertical flame spread of vertically-mounted bunched wires or cables	ISO/IEC 60332-3-24
Measurement of smoke density of cables burning	ISO/IEC 61034
ITU-T standard	ITU-T G.657.A2 and G.657.B2, compatible with ITU-T G.652.D

Classifications

ETIM 7.0	EC001263
ETIM 8.0	EC001263

Packing details

Type of packaging	1 pc(s) / plastic bag
-------------------	-----------------------

P | Cabling

Data sheet

OpDAT patch cord SC-D APC/LC-D APC OS2

Page 5/5

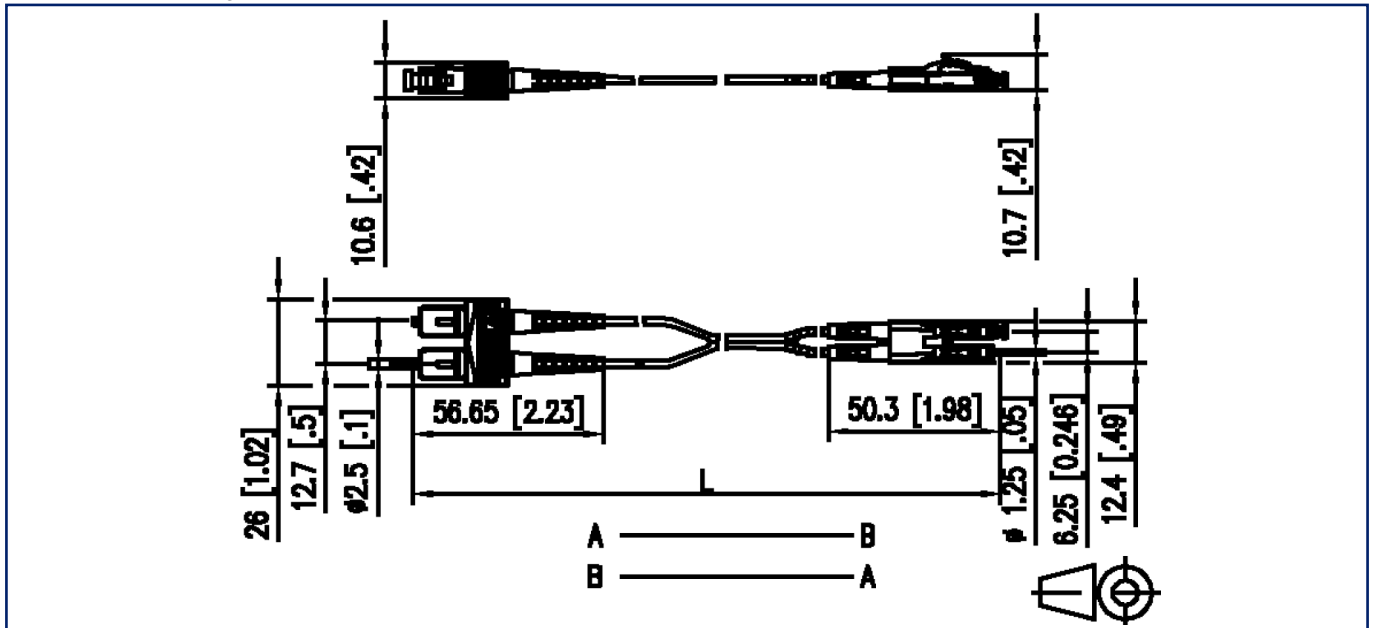
P/N
151P1EAJAXXE

2023/06/06

Version: L

Illustrations

Dimensional drawing



Principle diagram

