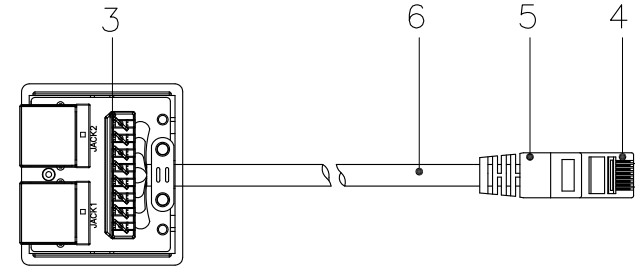
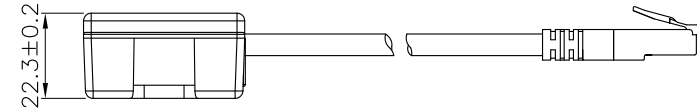
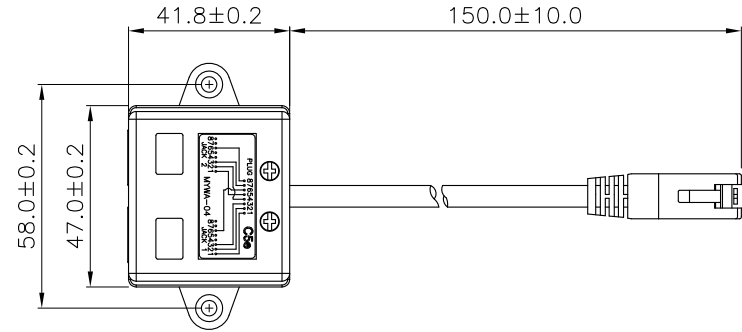
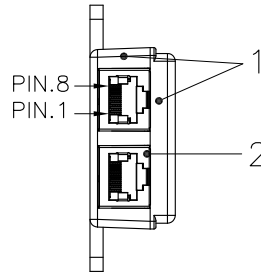
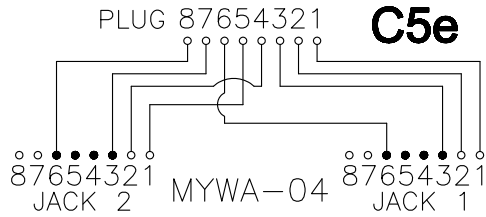


1 2 3 4 5 6

A

Wiring information



Specification:

Material :

1. Top & Bottom case : ABS, UL94 HB.
2. RJ45 JACK Housing & Contact :
  - 2-1. Housing : PBT, UL 94-V0.
  - 2-2. Shield : Bronze with nickel plated.
  - 2-3. Material : Phosphor bronze with nickel plated.
  - 2-4. Finish : 50 micro-inch gold plated on plug contact area.
3. IDC :
  - 3-1. Housing : PC, UL 94-V2.
  - 3-2. Terminal : Phosphor bronze with tin plated.
4. RJ45 Plug Contact :
  - 4-1. Housing : PC, UL 94-V2.
  - 4-2. Shield : Bronze with nickel plated.
  - 4-3. Material : Phosphor bronze with nickel plated.
  - 4-4. Finish : 50 micro-inch gold plated on plug contact area.
5. Assembly Type : Narrow Molded, White PVC.
6. Cable Type : (FTP)Foil Shielded Twisted Pair, 26 AWG Stranded Conductor.
7. PCB : FR4, UL 94-V0.

Performance :

- a. Operation Temperature : -10°C to 60°C. (ISO/IEC 11801-1, ANSI/TIA 568.2-D:2018)
- b. Insertion Force : 30N max. (IEC 60603-7-5)
- c. Retention Strength : 7.7 kgs between Jack and Plug.
- d. Durability : 750 cycles Plug-Jack mating and unmating test, insertion cycles at 20 cycles/minute max Contact resistance test per 100 cycles.

GENERAL TOLERANCE OF DIMENSIONS  
 x.xxx ±0.005  
 x.xx ±0.05  
 x.x ±0.1

DRAWING	03.MAY.2021	WESLEY	<b>SECOMP</b>
CHECK	03.MAY.2021	DAY	
APPROVAL	03.MAY.2021	FRANK	
DATE		NAME	ITEM NO.: 21.99.3050
SCALE	1/2 (A4)	UNIT	mm
DRAWING NO.		SECOMP MYWA04S-C5E-XX(SA2)	
DRAWING CLASSIFICATION		S	SHEET 1 OF 1

A

B

C

D

1 2 0 3 4 10cm 5 6